



















Specifications AF 61 E



Programmable front-loading dishwasher

- Stainless steel chassis 18/10 AISI 304.
- Completely electronic running with auto diagnostic system.
- Electronic display with the possibility to select the favourite language.
- Visualising of the rinsing and washing temperatures and of the selected wash cycle.
- Possibility to personalise the 3 wash cycles according to the customer demands.
- The 'thermo- lock' system grants a constant rinsing temperature of 85°C also with a connection to cold water.
- Programmable fresh water cycle.
- All machines are equipped with a rinse aid dispenser for the best drying results.
- Automatic detergent dispenser with a probe that stops the operation of the dispensing pump if the detergent tank is empty.
- Complete moulded wash tank with rounded edges sloped to draining. It grants a considerable reduction of water, detergent and energy.
- Upper and lower rotating washing arms of stainless steel in separated ways.
- Surface filter of stainless- steel for the collection of the solid parts.
- Double- skinned balanced and moulded door for an easy taking out of the basket.
- Safety thermostat for boiler.
- Boiler and tank heating elements of stainless- steel working alternatively in order to save energy.

	60x60x85
	500x500
	400/230V 50 Hz 3N
	5,2
	170-9
	4,5
	2

 wash pump kW	0,55
 tank capacity lt	12
 boiler capacity lt	7
 cycles sec	21-410 + cont
 water consumption per cycle lt	2-6
 water hardness °F	8-14
 gross weight kg	77
 net weight kg	69
 pump delivery l/ min	380
 rinse water pressure bar	2-4
 temperature water supply °C	50-55

